


## How to access your eBook?

**\*After you have received your access code via email (like below)**

**\*If you purchased with a credit card on the website you will start at step 4.**



---

Hi Jay Green,

Here is your eBook redemption code.

**Leading PLCs at Work® Districtwide-eBook**

**Access Code: TESTEBOOKDEMO3**

**Redeem**

If the button does not work, try clicking this link or copy/pasting it into your web browser:  
<https://www.solutiontree.com/autoredeem/digitalproduct/index/code/TESTEBOOKDEMO3>

To access your digital product after redeeming your access code:

1. Install and authorize [Adobe Digital Editions \(ADE\)](#) on your device
2. Go to <https://www.solutiontree.com/customer/account/>
3. Sign in to your web account
4. Click "eBooks" under My Digital Products
5. Click on your available eBook and follow the prompts

If you have any questions, please contact us at [virtualregsupport@SolutionTree.com](mailto:virtualregsupport@SolutionTree.com) or call 800.733.6786, Monday–Friday, 8 a.m.–5 p.m. ET.

Thank you, Solution Tree!

1. Download [Adobe Digital Editions \(ADE\)](#) on your device.
2. Login or create an account at [solutiontree.com](https://www.solutiontree.com)

### Sign In or Create an Account

I have an account

If you have an account with us, please sign in.

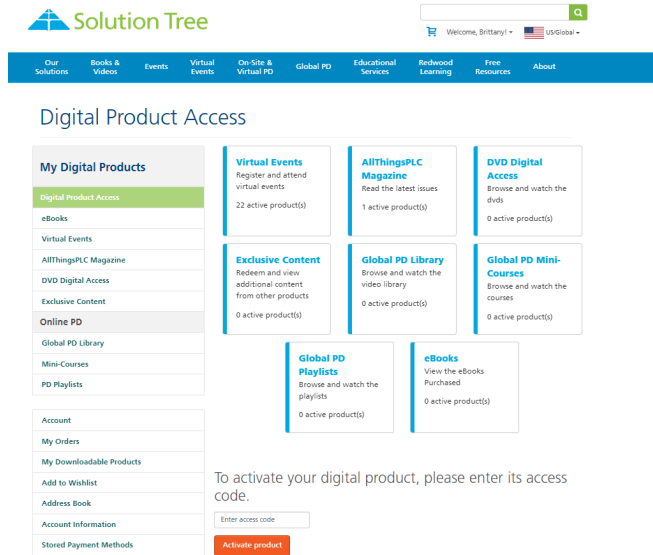
Email

Password

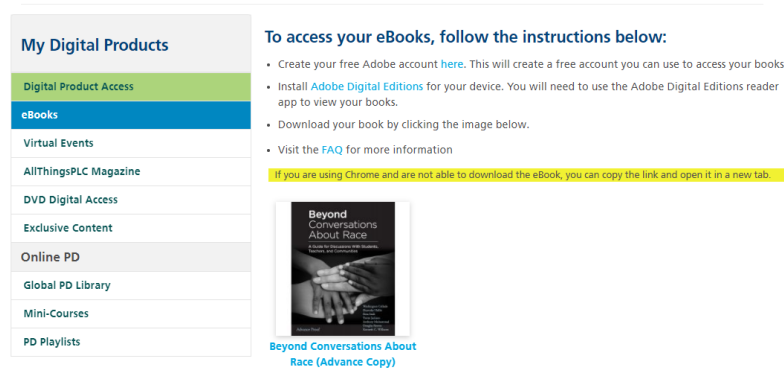
[Sign In](#) [Forgot Your Password?](#)

3. Click the orange “Redeem” button on your access code email or type in the code manually by following these steps:
  - a. Going to your Solution Tree account page
  - b. Under “My Digital Products” on the left hand side of the screen click on “Digital Product Access”

- c. Scroll until you see “To activate your digital product, please enter its access code” and enter your access code from your email, then click “Activate Product”



4. Your eBook will be under the “eBooks” tab under “Digital Product Access” on your account page



5. Click on your eBook (after you have downloaded the free Adobe Digital Editions (ADE) on your device. If you are using Chrome and are not able to download the eBook, you can copy the link and paste it in a new tab or you can also just right-click the link and “open in a new tab” to download the file. Both will accomplish the same thing.



\*If you want to [access your eBook using a separate device](#) like an iPhone or Android, you will download Adobe Digital Edition on the device and login to adobe using the same ID and Password you used before when initially creating your account. Please note it may not be an available application on all devices. (scan the QR code for more information)

6. Your eBook will automatically open in Adobe Digital Editions like this:

